

**Dingli**  
**Australia**

[www.dingliaustralia.com.au](http://www.dingliaustralia.com.au)

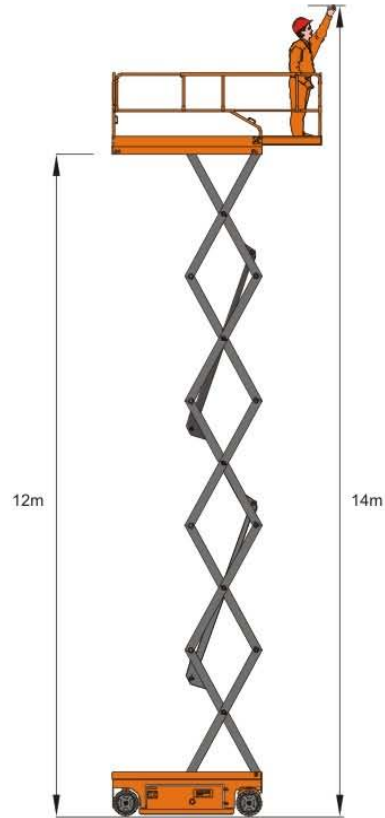
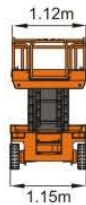
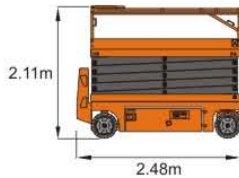


**E-Tech**  
**S1212E**

## ELECTRIC SCISSOR LIFTS

# E-Tech

## S1212E



<b>S.W.L</b>	230kg(320kg@1.5°)
<b>S.W.L on extension</b>	113kg/249lb
<b>Max Occupants</b>	2



<b>Working height</b>	14.0m/45ft11in
<b>Platform floor height</b>	12.0m/39ft4in



<b>Overall length</b>	2.48m/8ft1in
<b>Overall width</b>	1.15m/3ft9in
<b>Overall height(Rails up)</b>	2.58m/8ft5in
<b>Overall height(Rails down)</b>	2.11m/6ft11in
<b>Platform size</b>	2.27mx1.12m/7ft5inX3ft8in
<b>Platform extension size</b>	0.9m/2ft11in
<b>Ground clearance(Stowed)</b>	0.1m/4in
<b>Ground clearance(Raised)</b>	0.019m/0.7in
<b>Wheelbase</b>	1.87m/6ft2in
<b>Turning radius(Inside)</b>	0m
<b>Turning radius(Outside)</b>	2.33m/7ft7in



<b>Drive motors</b>	24V/1.5kw
<b>Lifting motor</b>	24V/3kw



<b>Travel speed(Stowed)</b>	5km/h 3miles/h
<b>Travel speed(Raised)</b>	0.8km/h 0.5miles/h
<b>Up/Down speed</b>	40/48 sec
<b>Wind Rated</b>	12.5m/s



<b>Batteries</b>	4x6V/185Ah
<b>Integrated charger</b>	24V/25A



<b>Gradeability</b>	25%
<b>Maximum working slope</b>	2-3°



<b>Tyres</b>	Φ 381x127mm
--------------	-------------



<b>Weight</b>	2950kg/6503lb
---------------	---------------

### Standard Equipment

- Proportional Controls
- Automatic Pothole Protection
- Self-lock Gate On Platform
- Drivable At Full Height
- Non-marking Tyres
- 2WD
- Automatic Brakes System
- Emergency Lowering System
- Emergency Stop Buttons
- Cylinder Holding Valve
- Onboard Diagnostic System
- Tilt Sensor With Alarm
- Motion Alarms
- Horn
- Hour Meter
- Safety Brackets
- Forklift Pockets
- Folding Handrails
- Extended Platform
- Charger Protection
- Flashing Beacon
- Overload Sensor With Alarm
- AC Power To The Platform

### Options

- Platform Work Lights
- Airline To The Platform

